

<b>TEST REPORT</b> <b>EN 50332-2</b> <b>Sound system equipment:</b> <b>– Headphones and earphones associated with personal music players</b> <b>– Maximum sound pressure level measurement methodology</b> <b>– Part 2: Matching of sets with headphones if either or both are offered separately, or are offered as one package equipment but with standardized connectors between the two allowing to combine components of different manufacturers of different design</b>	
Report Reference No.....	SZES161100443701
Compiled by (+ signature) .....	Kael Tang 
Approved by (+ signature) .....	Hunk Huang 
Date of issue .....	2016-12-23
Contents.....	8 Pages
<b>Testing laboratory Name</b> .....	SGS-CSTC Standards Technical Services Co., Ltd. Shenzhen Branch
Address .....	No. 1 Workshop, M-10, Middle Section, Science & Technology Park, Shenzhen, Guangdong, China 518057
<b>Applicant's Name</b> .....	1MORE INC.
Address .....	Administration building A room 201 of Qianhai cooperation district between Shenzhen and Hong Kong, Qianwan Road No.1, Shenzhen City
<b>Standard</b> .....	EN 50332-2: 2013 (SPCV measurement)
Test procedure .....	Commission testing
Non-standard test method.....	N/A
<b>Test Report Form/blank test report</b>	
Test Report Form No.....	SPL-03-B
TRF originator.....	SGS-CSTC
Master TRF .....	2014-03
Copyright @ 2012 SGS-CSTC Standards Technical Services Co., Ltd. (SGS-CSTC), Shenzhen, P.R. China. All rights reserved.	
This publication may be produced in whole or in part for non-commercial purposes as long as SGS-CSTC is acknowledged as copyright owner and source of the material. SGS-CSTC takes no responsibility for and will not assume liability for damages resulting from the reader's interpretation of the reproduced material due to its placement and context.	
<b>Test item Description</b> .....	Triple-Driver Over-Ear Headphones
Trademark.....	--
Model and/or type reference .....	1MEJH0006
Manufacturer.....	1MORE Shenzhen Acoustic Technology Co., Ltd.
Rating(s).....	--



<p><b>Possible test case verdicts:</b></p> <ul style="list-style-type: none"> <li>- test case does not apply to the test object: N/A (Not Applicable)</li> <li>- test object does meet the requirement: P (Pass)</li> <li>- test object does not meet the requirement: F (Fail)</li> </ul>	
<p><b>Testing</b></p> <p>Date of receipt of test item.....: 2016-11-11</p> <p>Date(s) of performance of test.....: 2016-11-17</p>	
<p><b>Summary of testing:</b></p> <p>The sample(s) tested complies with the requirements of EN 50332-2: 2013.          When determining the test conclusion, the Measurement Uncertainty of test has been considered.</p>	
<p><b>General remarks:</b></p> <p>The test results presented in this report relate only to the object tested.          This report shall not be reproduced, except in full, without the written approval of the Issuing testing laboratory.          "(see Enclosure #)" refers to additional information appended to the report.          "(see appended table)" refers to a table appended to the report.</p> <p>Throughout this report a comma is used as the decimal separator.</p> <p><b>Please see Photo documentation to see the detail of submitted sample.</b></p> <p>This document is issued by the Company subject to its General Conditions of Service printed overleaf, available on request or accessible at <a href="http://www.sgs.com/en/Terms-and-Conditions.aspx">http://www.sgs.com/en/Terms-and-Conditions.aspx</a> and, for electronic format documents, subject to Terms and Conditions for Electronic Documents at <a href="http://www.sgs.com/en/Terms-and-Conditions/Terms-e-Document.aspx">http://www.sgs.com/en/Terms-and-Conditions/Terms-e-Document.aspx</a>. Attention is drawn to the limitation of liability, indemnification and jurisdiction issues defined therein. Any holder of this document is advised that information contained hereon reflects the Company's findings at the time of its intervention only and within the limits of Client's instructions, if any. The Company's sole responsibility is to its Client and this document does not exonerate parties to a transaction from exercising all their rights and obligations under the transaction documents. This document cannot be reproduced except in full, without prior written approval of the Company. Any unauthorized alteration, forgery or falsification of the content or appearance of this document is unlawful and offenders may be prosecuted to the fullest extent of the law. Unless otherwise stated the results shown in this test report refer only to the sample(s) tested and such sample(s) are retained for 30 days only.</p>	
<p><b>Model differences:</b></p> <p>--</p>	

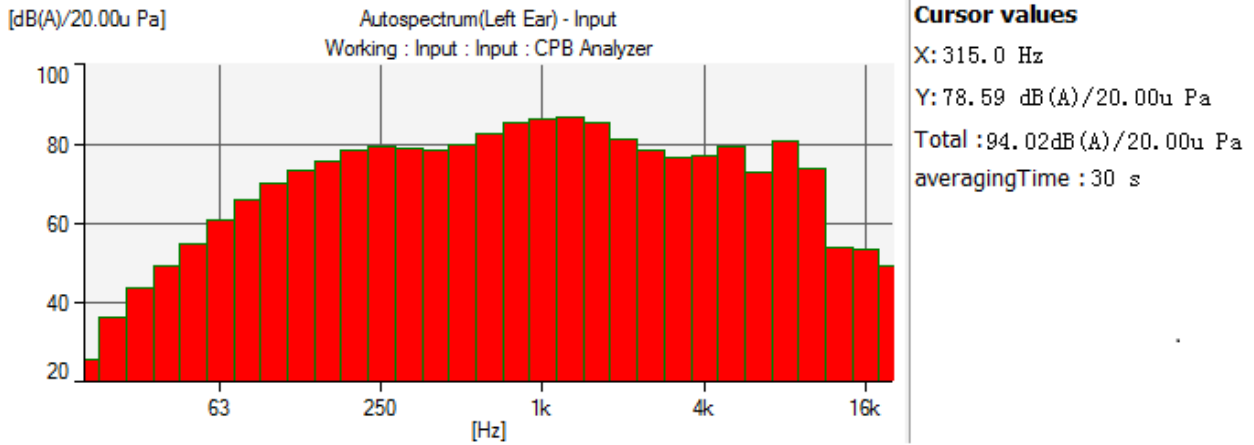
**TEST DESCRIPTION**

<b><u>Measurement Method</u></b>				
<p>a. The measuring instruments shall conform to EN 61672-1, class 1 for sound level meters. The acoustical measurements are preferably done by using a suitable Head and Torso Simulator (HATS).</p> <p>b. Earphone/earphones shall be positioned on the HATS correctly, so that the measured sound pressure level is maximized.</p> <p>c. The sound pressure level emitted by the earphones or headphones is measured, for both right and left ear, by a third octave analyzer connected to the microphone of the HATS ear simulator.</p> <p>d. The A-weighted equivalent continuous sound pressure level LAeq shall be determined for each measurement, use an averaging time of 30 seconds or more.</p> <p>e. The Simulated Programme Signal Characteristic Voltage (SPCV) is the input signal voltage when sound pressure level LAeq reaches 94 dB SPL.</p> <p>f. Tests are repeated five times for each ear, and the headphone shall be removed and repositioned before each measurement.</p> <p>g. The Simulated Programme Signal Characteristic Voltage (SPCV) considered as the test result is the mean value of all measurements.</p>				
<b>General Operating Conditions for EUT (If applicable):</b>				
Volume control.....: Maximum				
Tone controls .....: Adjusted in order to maximize the sound pressure level				
Other settings .....: Shall be adjusted to the maximum sound pressure level				
<b><u>Measurement Results</u></b>				
Results measured by the method described in this standard shall not deliver less than 75 mV for maximum output voltage.				
Test mode	Mean value of Left Channel	Mean value of Right Channel	Minimum Limit	Verdict
Normal	204,8 mV	170,6 mV	75 mV	P

*Remark: According to EN50332-2:2013, the minimum limit as above refers to EN 60950-1:2006/A12:2011 and EN 60065:2002/A12:2011.*

**Test details**

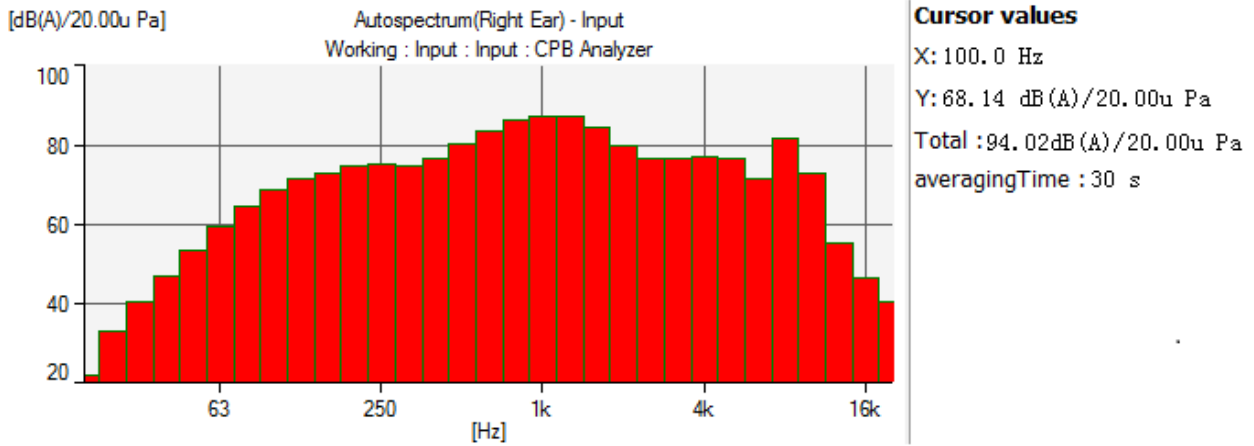
Figure 1: Representative picture indicates sound pressure level  $L_{Aeq}$  of Left ear reaches 94 dB(A) SPL.  
 (Remark: 94 dB(A) SPL showed as a "Total" value in the figure is A-weighted equivalent continuous sound pressure level  $L_{Aeq}$ , use an averaging time of 30 seconds.)



**SPCV Measurement (Unit: mV):**

Channel	1 <sup>st</sup>	2 <sup>nd</sup>	3 <sup>rd</sup>	4 <sup>th</sup>	5 <sup>th</sup>	Remark
Left	198,7	197,8	214,8	209,9	202,9	SPCV is the input signal voltage when sound pressure level $L_{Aeq}$ reaches 94 dB(A) SPL.

Figure 2: Representative picture indicates sound pressure level  $L_{Aeq}$  of Right ear reaches 94 dB(A) SPL. (Remark: 94 dB(A) SPL showed as a "Total" value in the figure is A-weighted equivalent continuous sound pressure level  $L_{Aeq}$ , use an averaging time of 30 seconds.)



**SPCV Measurement (Unit: mV):**

Channel	1 <sup>st</sup>	2 <sup>nd</sup>	3 <sup>rd</sup>	4 <sup>th</sup>	5 <sup>th</sup>	Remark
Right	159,6	164,5	179,4	172,3	177,3	SPCV is the input signal voltage when sound pressure level $L_{Aeq}$ reaches 94 dB(A) SPL.


Photo documentation

Model: 1MEJH0006

---







--- End of Report ---