



TEST REPORT EN 50332-2 Sound system equipment: – Headphones and earphones associated with personal music players – Maximum sound pressure level measurement methodology – Part 2: Matching of sets with headphones if either or both are offered separately, or are offered as one package equipment but with standardized connectors between the two allowing to combine components of different manufacturers of different design	
Report Reference No.....	SZES180300088701
Compiled by (+ signature)	Edwin Zhou 
Approved by (+ signature)	Hunk Huang 
Date of issue	2018-04-11
Contents	8 Pages
Testing laboratory Name	SGS-CSTC Standards Technical Services Co., Ltd. Shenzhen Branch
Address	No. 1 Workshop, M-10, Middle Section, Science & Technology Park, Shenzhen, Guangdong, China 518057
Applicant's Name	1MORE Shen Zhen Acoustic Technology Co., Ltd.
Address	Tianliao Building 1403-1411, Zone A Tianliao Industrial Park, Taoyuan Street, Nanshan District, Shenzhen, P.R. China
Standard	EN 50332-2: 2013 (SPCV measurement)
Test procedure	Commission testing
Non-standard test method	N/A
Test Report Form/blank test report	
Test Report Form No.....	SPL-03-B
TRF originator.....	SGS-CSTC
Master TRF	2014-03
Copyright @ 2012 SGS-CSTC Standards Technical Services Co., Ltd. (SGS-CSTC), Shenzhen, P.R. China. All rights reserved.	
This publication may be produced in whole or in part for non-commercial purposes as long as SGS-CSTC is acknowledged as copyright owner and source of the material. SGS-CSTC takes no responsibility for and will not assume liability for damages resulting from the reader's interpretation of the reproduced material due to its placement and context.	
Test item Description	1MORE Triple Driver Over-Ear Headphones
Trademark.....	--
Model and/or type reference	1MEJH0006
Manufacturer.....	Same as applicant
Rating(s).....	--



Possible test case verdicts:	
- test case does not apply to the test object:	N/A (Not Applicable)
- test object does meet the requirement:	P (Pass)
- test object does not meet the requirement:	F (Fail)
Testing	
Date of receipt of test item.....:	2018-03-13
Date(s) of performance of test.....:	2018-03-19
Summary of testing:	
<p>The sample(s) tested complies with the requirements of EN 50332-2: 2013. When determining the test conclusion, the Measurement Uncertainty of test has been considered.</p>	
General remarks:	
<p>The test results presented in this report relate only to the object tested. This report shall not be reproduced, except in full, without the written approval of the Issuing testing laboratory. "(see Enclosure #)" refers to additional information appended to the report. "(see appended table)" refers to a table appended to the report.</p> <p>This document is issued by the Company subject to its General Conditions of Service printed overleaf, available on request or accessible at http://www.sgs.com/en/Terms-and-Conditions.aspx and, for electronic format documents, subject to Terms and Conditions for Electronic Documents at http://www.sgs.com/en/Terms-and-Conditions/Terms-e-Documents.aspx. Attention is drawn to the limitation of liability, indemnification and jurisdiction issues defined therein. Any holder of this document is advised that information contained hereon reflects the Company's findings at the time of its intervention only and within the limits of Client's instructions, if any. The Company's sole responsibility is to its Client and this document does not exonerate parties to a transaction from exercising all their rights and obligations under the transaction documents. This document cannot be reproduced except in full, without prior written approval of the Company. Any unauthorized alteration, forgery or falsification of the content or appearance of this document is unlawful and offenders may be prosecuted to the fullest extent of the law. Unless otherwise stated the results shown in this test report refer only to the sample(s) tested and such sample(s) are retained for 30 days only.</p>	
Model differences:	
--	

TEST DESCRIPTION

<p><u>Measurement Method</u></p> <p>a. The measuring instruments shall conform to EN 61672-1, class 1 for sound level meters. The acoustical measurements are preferably done by using a suitable Head and Torso Simulator (HATS).</p> <p>b. Earphone/earphones shall be positioned on the HATS correctly, so that the measured sound pressure level is maximized.</p> <p>c. The sound pressure level emitted by the earphones or headphones is measured, for both right and left ear, by a third octave analyzer connected to the microphone of the HATS ear simulator.</p> <p>d. The A-weighted equivalent continuous sound pressure level LAeq shall be determined for each measurement, use an averaging time of 30 seconds or more.</p> <p>e. The Simulated Programme Signal Characteristic Voltage (SPCV) is the input signal voltage when sound pressure level LAeq reaches 94 dB SPL.</p> <p>f. Tests are repeated five times for each ear, and the headphone shall be removed and repositioned before each measurement.</p> <p>g. The Simulated Programme Signal Characteristic Voltage (SPCV) considered as the test result is the mean value of all measurements.</p>

<p>General Operating Conditions for EUT (If applicable):</p> <p>Volume control.....: Maximum</p> <p>Tone controls: Adjusted in order to maximize the sound pressure level</p> <p>Other settings: Shall be adjusted to the maximum sound pressure level</p>

Measurement Results

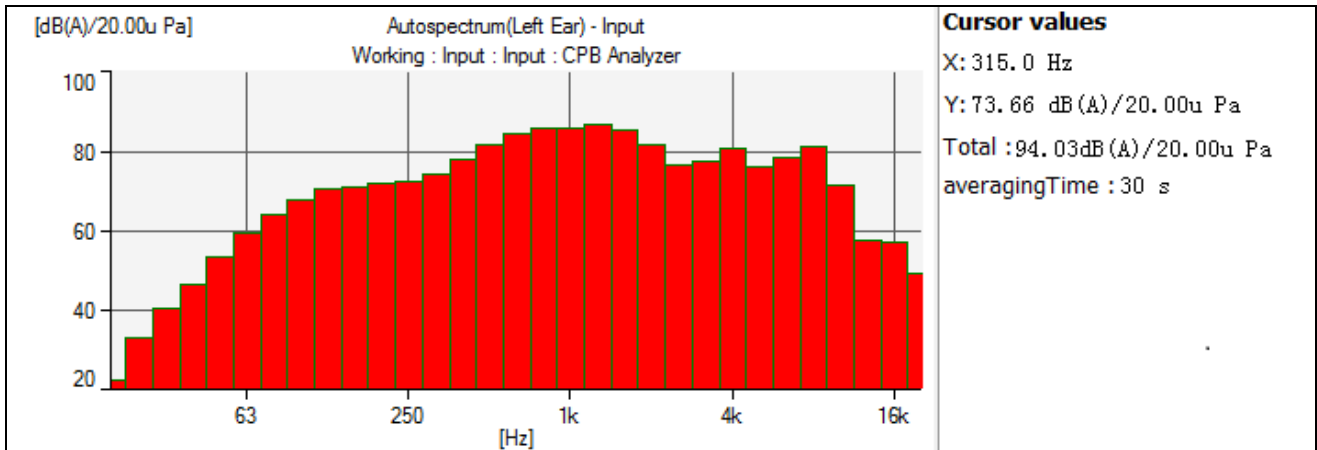
Results measured by the method described in this standard shall not deliver less than 75 mV for maximum output voltage.

Test mode	Mean value of Left Channel	Mean value of Right Channel	Minimum Limit	Verdict
Line in	163.2mV	154.7mV	75 mV	P

Remark: According to EN50332-2:2013, the minimum limit as above refers to EN 60950-1:2006/A12:2011 and EN 60065:2002/A12:2011.

Test details

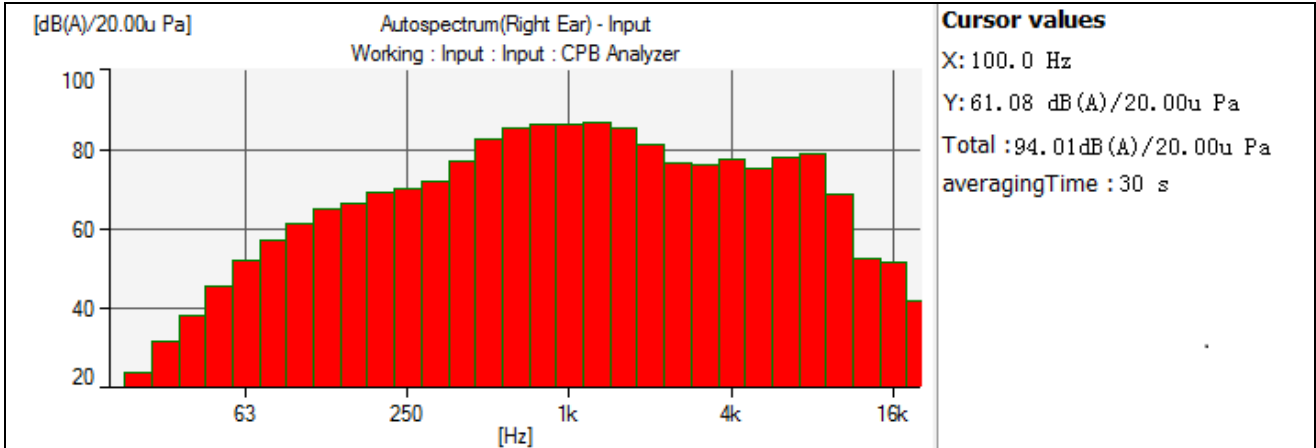
Figure 1: Representative picture indicates sound pressure level L_{Aeq} of Left ear reaches 94 dB(A) SPL.
 (Remark: 94 dB(A) SPL showed as a "Total" value in the figure is A-weighted equivalent continuous sound pressure level L_{Aeq} , use an averaging time of 30 seconds.)



SPCV Measurement (Unit: mV):

Channel	1 st	2 nd	3 rd	4 th	5 th	Remark
Left	162.1	166.7	160.6	165.7	160.7	SPCV is the input signal voltage when sound pressure level L_{Aeq} reaches 94 dB(A) SPL.

Figure 2: Representative picture indicates sound pressure level L_{Aeq} of Right ear reaches 94 dB(A) SPL.
 (Remark: 94 dB(A) SPL showed as a "Total" value in the figure is A-weighted equivalent continuous sound pressure level L_{Aeq} , use an averaging time of 30 seconds.)



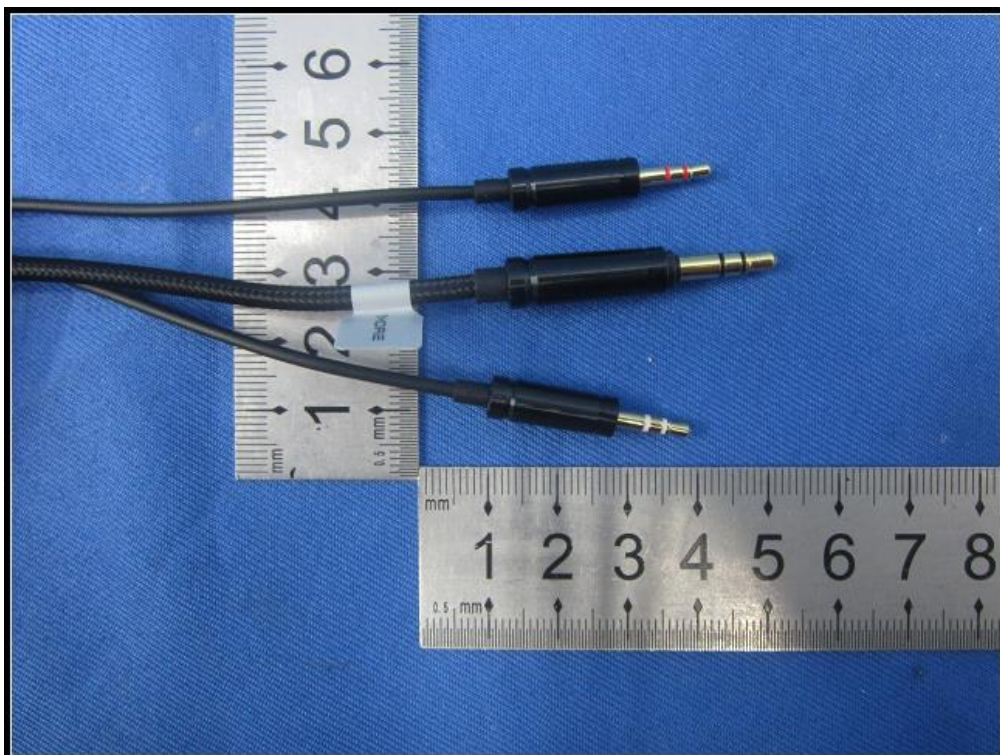

SPCV Measurement (Unit: mV):

Channel	1 st	2 nd	3 rd	4 th	5 th	Remark
Right	153.1	159.2	157.0	150.4	153.8	SPCV is the input signal voltage when sound pressure level L_{Aeq} reaches 94 dB(A) SPL.

Photo documentation







--- End of Report ---